




PIANO ITTICO 2012-2015

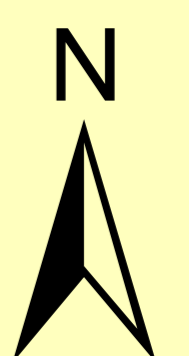
LEGENDA

Classificazione

 CIPRINIDI

 SALMONIDI

 Confini comunali



1:65.000